

MODEL VARIATION

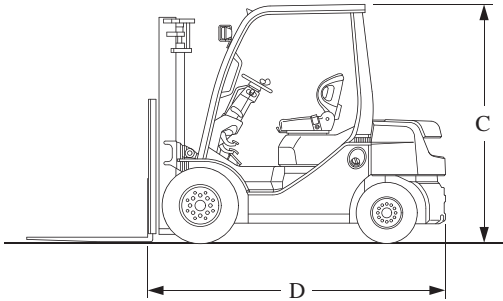
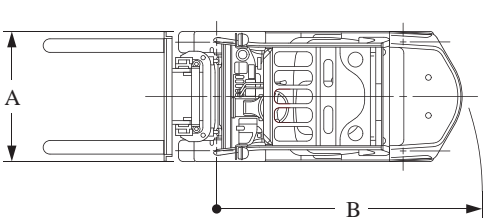


MAIN SPECIFICATIONS

| Model | | 8FG10 8FD10 | 8FG15 8FD15 | 8FG18* 8FD18* | 8FGK20* 8FDK20* | 8FG20 8FD20 | 8FGK25* 8FDK25* | 8FG25 8FD25 | 8FGK30* 8FDK30* | 8FG30 8FD30 | 8FGJ35 8FDJ35 |
|----------------------------|----------|----------------|----------------|------------------|--------------------|----------------|--------------------|----------------|--------------------|----------------|------------------|
| Engine Model | Gasoline | 4Y | 4Y | 4Y | 4Y | 4Y | 4Y | 4Y | 4Y | 4Y | 4Y |
| | Diesel | 1DZ-II | 1DZ-II | 1DZ-II | 1DZ-II | 1DZ-II,2Z | 1DZ-II | 1DZ-II,2Z | 1DZ-II | 1DZ-II,2Z | 1DZ-II,2Z |
| Load Capacity | kg | 1,000 | 1,500 | 1,750 | 2,000 | 2,000 | 2,500 | 2,500 | 3,000 | 3,000 | 3,500 |
| Load Center | mm | 500 | 500 | 500 | 500 | 500 | 500 | 500 | 500 | 500 | 500 |
| Overall Width | A | mm | 1,045 | 1,070 | 1,155 | 1,150 | 1,155 | 1,150 | 1,255 | 1,240 | 1,290 |
| Turning Radius (outside) B | mm | 1,910 | 1,990 | 2,010 | 2,040 | 2,200 | 2,090 | 2,280 | 2,130 | 2,430 | 2,490 |
| Overhead Guard Height C | mm | 2,080 | 2,080 | 2,080 | 2,085 | 2,110 | 2,085 | 2,110 | 2,085 | 2,170 | 2,180 |
| Length to Fork Face D | mm | 2,240 | 2,285 | 2,310 | 2,360 | 2,550 | 2,420 | 2,620 | 2,505 | 2,775 | 2,845 |

NOTE: *Powershift models

| Model | | 8FG35N 8FD35N | 8FG40N 8FD40N | 8FG45N 8FD45N | 8FG50N 8FD50N | 8FD60N | 8FD70N | 8FD80N |
|----------------------------|----------|------------------|------------------|------------------|------------------|--------|--------|--------|
| Engine Model | Gasoline | 1FS | 1FS | 1FS | 1FS | — | — | — |
| | Diesel | 14Z-II | 14Z-II | 14Z-II | 14Z-II | 14Z-II | 14Z-II | 14Z-II |
| Load Capacity | kg | 3,500 | 4,000 | 4,500 | 5,000 | 6,000 | 7,000 | 8,000 |
| Load Center | mm | 600 | 600 | 600 | 600 | 600 | 600 | 600 |
| Overall Width | A | mm | 1,350 | 1,350 | 1,450 | 1,450 | 1,965 | 1,965 |
| Turning Radius (outside) B | mm | 2,610 | 2,660 | 2,750 | 2,810 | 3,230 | 3,280 | 3,320 |
| Overhead Guard Height C | mm | 2,210 | 2,210 | 2,300 | 2,300 | 2,310 | 2,310 | 2,310 |
| Length to Fork Face D | mm | 2,925 | 2,980 | 3,110 | 3,170 | 3,490 | 3,545 | 3,590 |



The model shown is 8FG25

The data in this brochure is determined based on our standard testing condition.
The performance may vary depending on the actual specification and condition of the vehicle as well as the condition of the operating area.
Availability and specifications depend on region and are subject to change without notice.
Due to photography and printing, color of actual vehicle may vary from this brochure. Some photos have been computer-enhanced.
Please consult your Toyota representative for details.

All rights reserved by Toyota Industries Corporation.



TOYOTA MATERIAL HANDLING INTERNATIONAL



LIFTING ON TO THE FUTURE

Excellent reliability, durability, stability, and operability cultivated by Toyota – the 8 Series has all this, and can enhance efficiency at your worksite.

ENGINE POWERED FORKLIFT 8 SERIES 8FG/8FD 1.0 to 8.0 ton



Features and equipment may vary depending on market.








Built with Toyota Engine - tough, reliable, and environmentally friendly

The 8 Series deploys a high-reliability Toyota engine, with the power and durability to support all your operations.

Uncompromising and ample functioning is also delivered by Toyota engines.

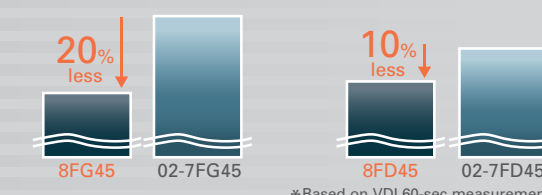


Line-up of Reliable Toyota Engines

|  TOYOTA 4Y Gasoline 1-K3 ton models |  3J3.5 ton models |  TOYOTA 1DZ-II Diesel 1-K2.5 ton models |  TOYOTA 2Z Diesel 2-J3.5 ton models |  NEW TOYOTA 1FS Gasoline 3.5-5 ton models | TOYOTA 14Z-II Diesel 3.5-5 ton models | 6-8 ton models | | |
|---|---|---|---|--|--|---|-----------------|-----------------|
| Rated Power | 40kW /2,400rpm | 43kW /2,600rpm | 40kW /2,400rpm | 44kW /2,600rpm | 49kW/2,200rpm | 65kW/2,350rpm | 56kW /2,100rpm | 66kW /2,400rpm |
| Rated Torque | 162Nm/1,800rpm | 167Nm/1,600rpm | 167Nm/1,600rpm | 216Nm/1,600rpm | 276Nm/1,600rpm | 276Nm/1,600rpm | 269Nm /1,800rpm | 325Nm /1,000rpm |
| Displacement | 2,237cc | 2,468cc | 2,468cc | 3,469cc | 3,685cc | 3,685cc | 5,204cc | |

Low Fuel Consumption

With new engine(gasoline models) and Load-sensing power steering, 8FG/D35-80 achieves low fuel consumption.



NEW Load-sensing Power Steering (LSPS)

3.5 - 8 ton models

This adjusts the amount of power-steering fluid according to the load burden on the rear axle, reducing energy loss and helping to enhance fuel economy.

NEW 2-stator Torque-converter and Transmission

3.5 - 8 ton models

A 2-stator torque-converter is used to achieved optimal drive power and travel speed with no gear-change. The high-efficiency torque-converter and transmission help to reduce fuel consumption.

NEW Eco-mode OPT

3.5 - 5 ton gasoline models

This restricts acceleration for traveling and load handling, further helping to improve fuel efficiency.

Note: This is included in Multifunction Display (OPT) and Deluxe Multifunction Display (OPT).

NEW Engine Auto Stop OPT

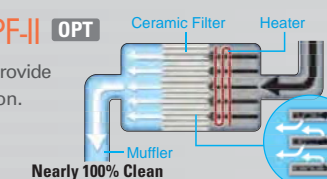
3.5 - 5 ton gasoline models

This feature automatically stops the engine if the operator sets the parking brake but forgets to turn off the engine and leaves seat longer than a preset time. This contributes to lower fuel consumption.

Note: This is included in Deluxe Multifunction Display (OPT) .
Make sure to follow proper parking process when parking the forklift. (e.g. turn off the engine)

Diesel Particulate Filter DPF-II OPT

This uses an enhanced filtering system to provide excellent black smoke particle elimination.



Features and equipment may vary depending on market.

Toyota's original safety technology to boost work efficiency

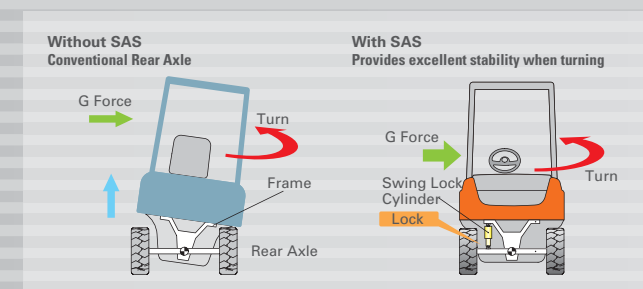
The 8 Series incorporates Toyota's own innovative safety equipment, including SAS and OPS.

These features provide stable and smooth operation, and can even help boost work efficiency.



System of Active Stability **SAS** **OPT**

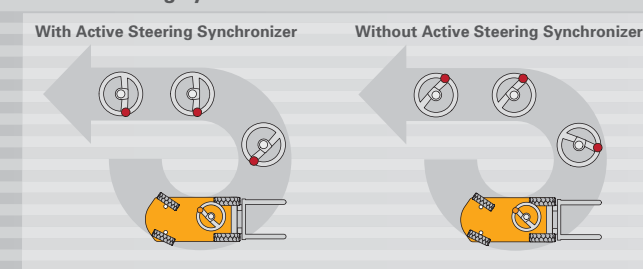
Active Control Rear Stabilizer



An onboard computer monitors the movement of the forklift and locks the swing of the rear axle when necessary, such as during turns.


Note: This function is not installed when the forklift is equipped with dual front tires. (Includes 6-8ton models)

Active Steering Synchronizer



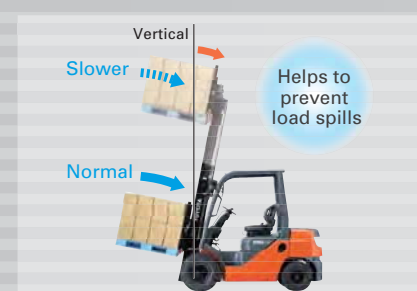
This feature ensures that the angle of the steering wheel corresponds to the angle of the rear steered wheels.

Active Mast Function Controller



Active Mast Front-tilt Angle Control

The angle of the forward mast tilt is automatically controlled to match the lift height and load weight, helping to prevent dropped loads or tip-overs.



Active Mast Tilt Speed Control

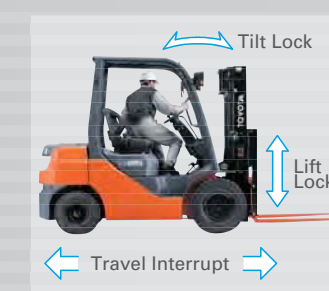
Automatic control of the mast tilt speed at high mast heights, helps to prevent load spills.



Automatic Fork-leveling Control

Pressing a switch during forward tilt automatically stops the forks at a level position. This makes load-handling operations easier, helping to achieve high productivity.

Operator Presence Sensing System **OPS**



This system uses a switch sensor built into the operator's seat to detect the presence of the operator. If the operator is not in the normal operating position, travel power is interrupted and load handling operations are stopped.

Note: OPS does not operate the brakes. Make sure to follow proper process when you leave the forklift. (e.g. set the parking brake) Travel OPS is not available on manual transmission models.

Key-lift InterLock

This locks fork-lifting down operation when the key switch is off, preventing fork descent in the event of inadvertent lever operation.

Travel and Load-handling Control

Maximum Speed Limitation

1 - J3.5 ton models **OPT*** 3.5 - 5 ton gasoline models **OPT***

This feature enables to limit the maximum speed to a preset level. This helps operators maintain certain speed limits in the work area.

Low-speed Setting

1 - J3.5 ton models **OPT*** 3.5 - 5 ton gasoline models **OPT***

This feature limits the maximum speed to a preset level when the switch is pressed. This can be useful at locations such as customer worksites that have different speed rules for outdoor and indoor operations.

Lift-height and Load-sensing Vehicle Speed Control

1 - J3.5 ton models / Powershift models **OPT***

This feature limits the maximum speed depending on lift-height and load weight, thereby helping to reduce the likelihood of instability.

Lift-height and Load-sensing Sudden Start Off Prevention Feature

1 - J3.5 ton models / Powershift models **OPT***

This feature suppresses sudden acceleration of the vehicle to help to reduce the risk of load spills when starting to the forklift after loading at high lift height.

Automatic Idle-up Device


1 - J3.5 ton models **OPT***

The idle revolution of the engine is automatically increased during lifting operations so that loads will be smoothly lifted without depressing the accelerator.

*Selection of these features requires installation of additional options as well. For details, please see the option chart on page 13.

Note: The vehicle may not reach or may exceed set speed. This feature does not eliminate the possibility of tip-over, but helps reduce the potential of forklift instability.

Features and equipment may vary depending on market.



Outstanding visibility for high performance

The 8 Series, designed from a workplace perspective, provides a clear view of the fork tips and areas around the forklift. This outstanding visibility supports safe and accurate operation.



Upward visibility
An optimally designed overhead guard provides a good upward view.

Forward visibility
Optimal mast width and hose layout ensure a clear view of the front of the forklift.

Fork-tip visibility
Equipped with a small-diameter steering wheel, optimally positioned display, and an angled lower stay for the backrest, the 8 Series achieves excellent visibility of the fork tips.



Swivel Seat **OPT**

The seat swivels 17.5 degrees to the right, enabling the operator to maintain a comfortable posture when reversing. The seat also swivels 20 degrees to the left, makes getting off even easier.



Rear-pillar Assist Grip **OPT**

This assist grip with horn button supports the driving position and offers easy horn operation while traveling in reverse.

Features and equipment may vary depending on market.

Designed for outstanding operability and operator comfort

You find an outstanding comfort as soon as you get on the 8 Series.

A compact but roomy body, a small-diameter steering wheel, and other operator-friendly design features of the 8 Series provide you with comfortable and efficient operation.



Features and equipment may vary depending on market.

Easy Entry and Exit



Large Assist Grips
Large assist grips are used to enable operators of all sizes get on and off smoothly.



Low and Wide Step

Along with adopting a low height for the step, it has also been made wider, facilitating frequency entry and exit.



Wide Floor Space

The spacious floor space enables a more relaxed operating position that contributes to comfort.



ORS Seat

The ORS seat can be adjusted 150 mm and supports a comfortable operating posture by means of side wings and a seatbelt.
*ORS: Operator Restraint System



Small-diameter Steering Wheel

The small-diameter steering wheel teams up with the full hydraulic power steering system to provide excellent maneuverability. The steering column offers stepless adjustment to accommodate a wide range of operator preferences.



Foot-activated Parking Brake



Parking Brake

The 8 Series uses a double-action parking brake that has a release button to prevent inadvertent disengagement. The 8FG/D10 to J35 Powershift models use a foot-operated parking brake that can be engaged with just a single foot-press.

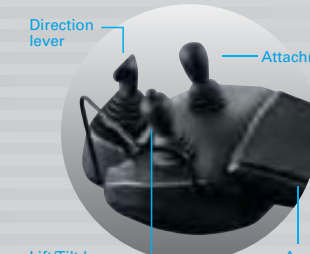
Easy-down System

1-J3.5 ton V mast models

When the forks are lowered, this system controls the speed of descent before the forks touch with the ground, contributing to reducing the noise of impact.

Mini Lever **OPT**

These small, easy-to-operate levers provide total load handling operation and travel direction selection. A fatigue-reducing armrest is provided.



Joystick **OPT**

Both lift and tilt operations are controlled by a single lever. Simultaneous lifting and tilting can be operated.

Cabin with Folding Door **OPT**

This helps ensure comfort by shielding the operator against low temperatures, wind, and precipitation in cold climates.



The model shown is the 8FG25.

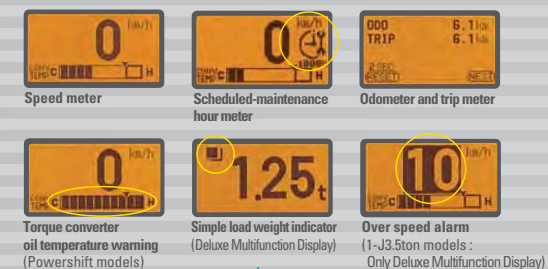
Features for high durability and reliability

High water resistance, self-protective features such as an engine-protection function, and other features of the 8 Series boost reliability and durability. What's more, the 8 Series is equipped with many ease-of-service features. These all help extend vehicle life.

Multifunction Display OPT

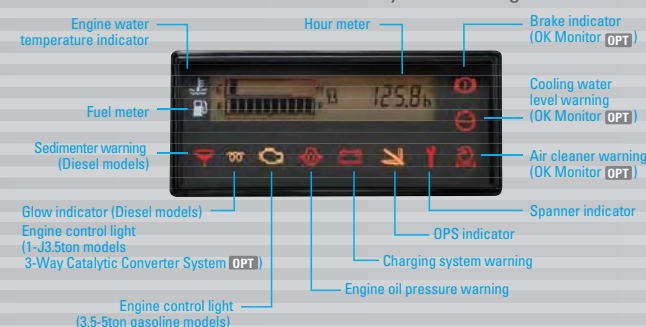
Deluxe Multifunction Display OPT

The Multifunctional Display offers useful information for operations. The following are some of the display screens.



Combination Meter

Necessary instrumentation, such as the fuel meter, water temperature indicator and hour meter are shown in an easy-to-monitor digital format.



Engine-protection Function

3.5- 5 ton gasoline models

When the engine controller detects a malfunction such as high engine water temperature, this function automatically restricts engine output or stops the engine and informs the operator by the combination meters, to help prevent further malfunction.

Torque-converter Interlock OPT

3.5- 8 ton models

When the operator attempts switchback during high-speed travel, this automatically shifts the vehicle into neutral. After vehicle speed is reduced to below a preset level, the vehicle changes its driving direction. This reduces excessive strain on the torque converter, and also reduces tire wear due to wheelspin.



Radiator Cover

No tools are needed to remove the radiator cover. The fastening knobs can easily be turned by hand to enable quick inspections or servicing.



Tilt Cylinder Boots

Each boot covers the exposed portion of the rod for the tilt cylinder, protecting it and the oil seals.




Water-resistant Connectors

Connectors for most electrical components are highly water-resistant, increasing the reliability of the electrical system.



Floorboard of Two-piece Design

The rear boards can be removed without using tools, providing easy access during daily operator checks.



LED Headlights OPT

LED Rear Working Lights OPT

3.5- 8 ton models


Power-saving, long-life LED lights are available for the headlights and rear working lights.



Hood Latch

The easy-to-operate latch provides quick access to the engine compartment.

Features and equipment may vary depending on market.



STANDARD EQUIPMENT

- Wide Visible Mast ● Load backrest (V and FSV masts) ● Easy-down system (8FG/D10J35 V mast) ● Alternator with IC regulator ● Intake heater (2Z, 14Z-II engine models) ● Super glow control system (1DZ-II engine models)
- Sediment (Diesel models) ● Same key for multiple forklifts ● 2-stator T/C (8FG/D35-80) ● Tilt cylinder boots ● Radiator screen (8FG/D35-80) ● Cyclone air cleaner with snorkel air intake
- Engine protection system (8FG35-50 Gasoline models) ● Electronic fuel injection system (8FG35-50 Gasoline models) ● Radiator reservoir tank ● Operator Presence Sensing System (OPS)
- Double-action parking brake (8FG/D10J35 Powershift models, 8FG/D35-80) / Foot-activated parking brake (8FG/D10J35 Manual transmission models) ● Assist grip ● Neutral safety switch
- Electrical shift control (Powershift models) ● Full hydraulic power steering ● Tilt steering column ● Overhead guard sheet ● Overhead guard ● Hidden tilt cylinder ● Engine hood damper (Lockable) ● Jack point
- Drawbar pin ● Engine hood insulation ● Headlights ● Headlights guard ● Rear combination lights (8FG/D35-80) ● Integrated light & turn signal switch ● Hour meter ● Engine water temperature indicator ● Fuel meter
- Engine oil pressure warning light ● Charge warning lights ● Pre-heat indicator light (Diesel engine models) ● Sediment warning light (Diesel engine models) ● Electric horn ● Cup holder ● ORS seat

MAIN OPTIONS

| | | 8FG/8FD10-J35 | | 8FG/8FD35N-50N | | 8FD60N-80N | NECESSARY OPTION (Option must be chosen with) |
|-----------------------|--|------------------|------------------|------------------|------------------|------------|---|
| ITEM | | Gasoline | Diesel | Gasoline | Diesel | Diesel | |
| Environment | Eco-mode (Deluxe Multifunction Display or Multifunction Display) | - | - | ● | - | - | |
| | Engine Auto Stop (Deluxe Multifunction Display) | - | - | ● | - | - | |
| | Catalytic Muffler | ● | ● | - | ● | ● | |
| | 3-way Catalytic Converter System | ● | - | ● | - | - | SAS(8FG10-J35) |
| | Diesel Particulate Filter DPF-II | - | ● | - | - | ● | |
| | LPG Fuel System | ● | - | ● | - | - | |
| | Spark Guard Net | ● | ● | - | ● | ● | |
| Safety & Stability | Upswept Exhaust | ● | ● | ● | ● | ● | |
| | System of Active Stability (SAS) | ● | - | ● | ● | ● | |
| | Fan Guard | - | - | ● | ● | ● | |
| | Yellow Beacon On Overhead Guard | - | - | ● | ● | ● | |
| | Yellow Strobe Light On Overhead Guard | ● | ● | ● | ● | ● | |
| | Front Combination Lights | ● | ● | ● | ● | ● | |
| | Rear Combination Lights | ● | ● | ○ | ○ | ○ | |
| | Back-up Buzzer | ● | ● | ● | ● | ● | |
| | Rear-view Mirrors (Right and left sides) | ● | ● | ● | ● | ● | |
| | Travel and Load-handling Control | ● | ● | ● | ● | ● | |
| | Maximum Speed Limitation | ● | ● | ● | - | - | 8FG/D10-J35: SAS, Catalytic Muffler (Gasoline models), Deluxe Multifunction Display |
| | Low-speed Setting | ● | ● | ● | - | - | 8FG35-50: SAS (For Maximum Speed Limitation) |
| | Lift-height and Load-sensing Vehicle Speed Control | ● | ● | ● | - | - | (Deluxe) Multifunction Display (For Low-speed Setting) |
| | Lift-height and Load-sensing Sudden Start Off Prevention Feature | ● | ● | - | - | - | |
| | Automatic Idle-up Device | ● | ● | - | - | - | |
| Operability & Comfort | Rear-pillar Assist Grip | ● | ● | ● | ● | ● | |
| | Swivel Seat | ● | ● | ● | ● | ● | |
| | Suspension Seat w/ Damper | ● | ● | ● | ● | ● | |
| | Mini Lever | ● | ● | ● | ● | ● | SAS, (Deluxe) Multifunction Display, 3-Way Catalytic Converter System (8FG/D10-J35) |
| | Joystick | ● | ● | ● | ● | ● | |
| | Steel Cabin | - | - | ● | - | - | |
| | Cabin w/ Folding Door | - | - | - | - | - | |
| | Deluxe Cabin | ● (Only 2-J35t) | ● (Only 2-J35t) | - | - | - | |
| | Front Windshield w/ Wiper and Washer | ● | ● | ● | ● | ● | |
| | Canvas Cabin w/ Wiper and Washer | ● | ● | - | - | - | |
| | Heater | ● | ● | ● | ● | ● | Heater, Cabin option |
| | Defroster | ● | ● | ● | ● | ● | |
| | Floor Mat | ● | ● | ● | ● | ● | |
| | Mast Tilt Indication | ● | ● | ● | ● | ● | |
| | Document Box | ● | ● | ● | ● | ● | |
| | Fork Noise Reducer | ● | ● | - | - | - | |
| | Fork Vibration Damper | ● | ● | - | - | - | |
| | Oil Clutch (Manual Transmission) | ● | ● | - | - | - | |
| Durability | 2-stator Torque-converter | ● (Only 2-J35t) | ● (Only 2-J35t) | ○ | ○ | ○ | |
| | LSD (Limited-Slip Differential) | ● (Only 2, 2.5t) | ● (Only 2, 2.5t) | - | - | - | |
| | Torque-converter Interlock | - | - | ● | ● | ● | SAS, (Deluxe) Multifunction Display |
| | Fully Oil Charged Lift Cylinder | ● | ● | ● | ● | ● | |
| | Tilt Cylinder Hole Boots | ● | ● | ● | ● | ● | |
| | Power Steering Cylinder Boots | ● | ● | ● | ● | ● | |
| | Long Life Coolant 50% | ● | ● | ● | ● | ● | |
| | LED Head Lights / LED Rear Working Light | - | - | ● | ● | ● | |
| | Head Lights Guard (for Front Combination Lights) | - | - | ● | ● | ● | Front Combination Lights |
| | Anti-restart Ignition Key Switch | ● | ● | ● | ● | ● | |
| Service & Management | Multifunction Display | ● | ● | ● | ● | ● | SAS |
| | Deluxe Multifunction Display | ● | ● | ● | ● | ● | SAS, Anti-restart Ignition Key Switch (IFS engine models) |
| | OK Monitor | ● | ● | ● | ● | ● | SAS(8FG/D10-J35) |
| | Key off Head Lights off System | - | - | ● | ● | ● | |
| | Key-less Ignition Switch | ● | ● | - | - | - | |
| Special Edition | Fuel Tank Cap with Key | ● | ● | ● | ● | ● | |
| | High-capacity Cooling Spec | ● | ● | ● | ● | ● | |
| | Cooling Fan Booster Kit | - | - | ● | ● | ● | Oil Clutch (8FG/D10-J35) |
| | Cold Area Package | - | ● (Only 2Z) | - | ● | ● | |
| | Low-noise Model | ● | ● | ● | ● | ● | |
| | Rust-proof Model | ● | ● | - | - | - | |
| | Cyclone Air Cleaner (Dual Elements) | ● | ● | ● | ● | ● | |
| | Pre-Cleaner | ● | ● | ● | ● | ● | |
| | Plate Fin Type Radiator | - | - | ● | ● | ● | |
| | Radiator Screen | ● | ● | ○ | ○ | ○ | |
| | Heavy Duty Mast | - | - | ● (Only 3.5, 4t) | ● (Only 3.5, 4t) | - | |
| | High-capacity Alternator | ● | ● | ● | ● | ● | |
| | High-capacity Battery | ● | ● | ● | ● | ● | |
| | Low Height Headguard (2200mm) | - | - | ● (Only 4.5, 5t) | ● (Only 4.5, 5t) | - | |
| | Front Mud Guard | - | - | ● | ● | - | |

*Bulb Rear Working Light is available



8FG/8FD
1.0 to 3.5 ton

Features and equipment may vary depending on market.



8FG/8FD
3.5 to 5.0 ton

Features and equipment may vary depending on market.



8FD
6.0 to 8.0 ton

Features and equipment may vary depending on market.